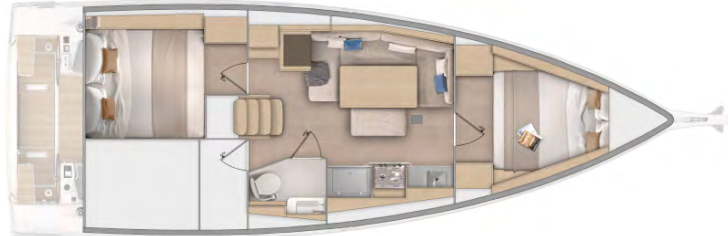
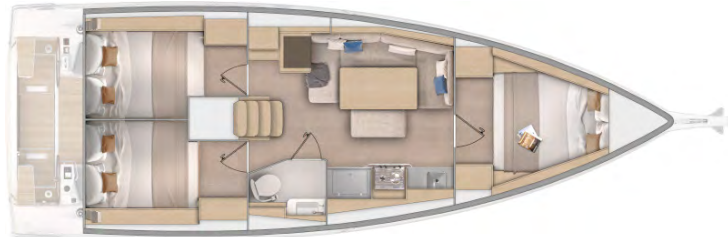




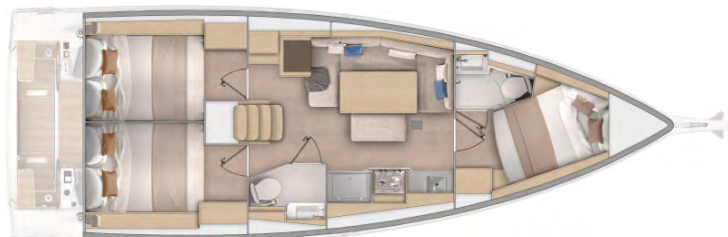
Standard version: 2 cabins + 1 head



3 cabins 1 head version



3 cabins 2 heads version



## GENERAL SPECIFICATIONS

• Overall Length (L.O.A):	11,93 m	39'2"
• Hull length	10,99 m	36'1"
• L.W.L.	10,83 m	35'6"
• Hull Beam	3,92 m	12'10"
• Deep draft (Cast iron)	2,10 m	6'11"
• Deep ballast weight	1 800 kg	3,967 lbs
• Shallow draft (Cast iron)	1,63 m	5'4"
• Shallow ballast weight	1 970 kg	4,342 lbs
• Air draft (all masts), with aerial	16,60 m	54'6"
• Light displacement	6 864 kg	15,128 lbs
• Fuel tank capacity (standard)	130 L	34 US Gal
• Fresh water capacity	355 L	94 US Gal
• Engine power	40 HP	40 HP

## ARCHITECTS / DESIGNERS

- Naval Architect: Marc Lombard
- Outside & interior design: Nauta Design

## EC CERTIFICATION

- Category A - 8 people
- Category B - 10 people
- Category C - 10 people

## STANDARD SAILS DIMENSIONS

• Classic mainsail (standard)	37,00 m <sup>2</sup>	398 sq ft
• Furling mainsail (Option)	31,00 m <sup>2</sup>	333 sq ft
• Self-tacking jib (standard)	23,00 m <sup>2</sup>	248 sq ft
• Furling genoa (110 %)	30,00 m <sup>2</sup>	323 sq ft
• Code 0	53,00 m <sup>2</sup>	570 sq ft
• Asymmetrical spinnaker	95,00 m <sup>2</sup>	1,022 sq ft
• Classic mast		
- I	13,51 m	44'4"
- J	4,33 m	14'2"
- P	13,75 m	45'1"
- E	4,50 m	14'9"
• Roller furling mast		
- I	13,43 m	44'1"
- J	4,33 m	14'2"
- P	13,90 m	45'7"
- E	4,80 m	15'9"

## PERFORMANCE SAILS (Requires standard classical mast)

• Square top mainsail	42,50 m <sup>2</sup>	458 sq ft
• Genoa (on Flatdeck furler)	31,00 m <sup>2</sup>	334 sq ft

**seawapps**

CONNECT YOUR BOAT FREE YOUR MIND

## STANDARD EQUIPMENT

### CONSTRUCTION

- Design made following European Directive requirements and according to CE certification
- Monolithic hull in polyester
- Monolithic structural hull liner bonded to the hull
- Injected deck construction in fiberglass and Saeform foam sandwich, covered with non-slip diamond pattern
- Hull-deck joint screwed, bonded and trimmed with 1 toerail
- Cast iron keel fixed with bolts and stainless steel backing plates
- 2 Underhung rudders with stainless steel stock
- White hull - Grey metal hull decoration
- 4 Hull portlights

### DECK EQUIPMENT

#### RIGGING

- Standard mast  $\frac{9}{10}$  anodized aluminum deck stepped, 2 aft-swept spreaders - Without backstay (Z-Diffusion) - Without backstay
- Anodized aluminum boom
- Discontinuous stainless steel standing rigging
- Rigid boom vang
- Self-tacking jib rigging with on-deck furler
- Mainsail stay rope on the roof (with 2 chainplates)
- 1 Self-tacking jib track with traveller
- Complete running rigging: Main halyard, Genoa halyard with cleat on mast, Boom topping lift with cleat on mast, Mainsheet, 1 Self-tacking jib sheet
- 8 Clutches
- 1 Winch feeder to starboard from the companionway

#### WINCHES

- 1 Self tailing winch (H35.2 STA) to port, on the coachroof
- 1 Aluminum "Speed Grip" winch handle
- 1 Winch handle holder

#### SAILS (Elvström)

- Classic Dacron C-breeze mainsail with Natural UV protection, cross cut, semi full batten
- Self-tacking jib Dacron C-breeze with UV protection Natural, horizontal cut

#### MOORING - ANCHORING GEAR

- Self-draining chain locker - Clench bolt - Hatch cover
- Single bow roller
- 6 Aluminum mooring cleats - Stainless steel chafing plate

### SAFETY ON DECK

- 1 Stainless steel pulpit 2 sections
- 2 Stainless steel aft pushpits
- 1 Ring lifebuoy bracket
- Double life lines and stainless steel stanchions
- Welded ring on pushpit for flag
- Emergency ladder

### COCKPIT

- Self-bailing cockpit
- 1 Cockpit locker beneath starboard bench
- Side helm seats (aft helm seats in trim)
- 1 Liferaft locker to aft of cockpit (Usable dimensions: 830 mm x 545 mm x 380 mm / 2'9" x 1'9" x 1'3")
- Iro-Deck slatted cockpit benches (1,75 m x 0,52 m / 5'9" x 1'8")
- Polyester drop-leaf cockpit table, Stainless steel handrail
- Tilling position: Stainless steel steering wheels - 800 mm diameter / 2'7" - Leather covered - Steering gear at the helm station - Metal cable transmission system - Stainless steel handrail - 1 Cup holder
- 1 Steering compass, to starboard, at steering station
- 2 Deck access points to tiller system
- 1 Emergency tiller
- Engine throttle and control panel on starboard
- 2 Hinged PMMA companionway doors - Sliding hatch made of PMMA
- 1 Fixed, telescopic stainless steel swimming ladder

### SWIM PLATFORM / AFT TRANSOM (in trim level)

- Fully opening transom, convertible into swim platform (2,69 m x 0,77 m / 8'10" x 2'6")
- Manual opening with hoist
- Iro-Deck slatted swim deck
- 1 Stainless steel fixed swimming ladder with handrails

## INTERIOR

- Woodwork Alpi Walnut
- Nordic Teak Parquet type laminated floorboards
- Beige padding upholstery: Salon
- Néo 05 fabric interior upholstery
- Mattresses in the cabins, HR35kg/m<sup>3</sup> foam

### Standard version: 2 cabins + 1 head



### COMPANIONWAY

Headroom: 1,92 m / 6'4"

- Wood salon companionway
- 1 Stainless steel handrail to port with cognac leather cover

### SALON - PORTSIDE

Headroom: 1,92 - 1,88 m / 6'4" - 6'2"

- U-shaped salon bench seat - double density foam
- Salon table, wooden top, 2 fixed aluminum legs
- Central seat as option for the 2 cabin version
- 1 Storage cupboard with shelves, 2 doors
- Storage under bench seats
- 2 LED ceiling lights
- 2 Panoramic roof windows
- 1 Porthole (blinds optional)
- 1 Flush deck hatch with fan, T44, blind and mosquito net
- 1 T10 deck hatch (330 x 140 mm / 1'1" x 6") to port

### LENGTHWAYS GALLEY COUNTER - STARBOARD

Headroom: 1,91 m / 6'3"

- Compact Clay worktop with Corian toe rails
- 1 1 rectangular stainless steel sink (352 x 322 x 170 mm / 1'2" x 1'1" x 7")
- Faucet with hot/cold water under pressure
- 1 Gas stove 2 burners - Stainless steel oven on gimbal - Stainless steel protection handrail
- Cool box 160 L / 42 US Gal top opening (Positive cold)
- Storage and lockers
- 1 26 L / 7 US Gal bin
- 1 115 V Power outlet (in trim level)
- 1 Porthole (blinds optional)
- 1 T10 deck hatch (330 x 140 mm / 1'1" x 6")

### PORT SIDE CHART TABLE

Headroom: 1,92 m / 6'4"

- Fixed table with stowage under the tabletop - Wooden toe rail
- Switch panel on bulkhead for access to electrical functions
- 1 LED spotlight
- 1 115 V Power outlet (in trim level)
- 1 Single USB socket, on the electrical panel
- 1 Opening porthole in coaming

## OWNER'S CABIN

Headroom: 1,89 m / 6'2"

- Central double bed (2,07 m x 1,61 m x 0,90 m / 6'9" x 5'3" x 2'11")
- 2 Hanging lockers, Open storage compartment along the hull
- 2 Adjustable LED spotlights in the headboard, 2 on the hanging lockers
- 1 dual USB port, at the head of the bed (in trim level)
- 1 115 V Power outlet, to port (in trim level)
- 1 Flush deck hatch with fan, T44, blind and mosquito net
- 2 Hull portholes with curtain
- Access door

## PORT AFT CABIN

Headroom: 1,90 m / 6'3"

- 1 Double bed (2,00 m x 1,82 m / 6'7" x 6')
- 1 Hanging locker
- 2 Adjustable LED spotlights in the headboard
- 1 dual USB port (in trim level)
- 1 115 V Power outlet (in trim level)
- 1 Opening porthole below cockpit seat with curtain

## AFT STARBOARD HEAD COMPARTMENT

Access through salon

Headroom: 1,90 m / 6'3"

- Shower with shower curtain - Self-draining stowage tray - 1 shower function mixer tap - White polyester shower tray
- 1 Manual marine toilet
- 1 80 L / 21 US Gal Rigid holding tank
- 1 Polyester basin - 1 mixing tap hot/cold water
- 1 Cabinet
- 1 Mirror on bulkhead
- Toilet accessories
- 1 Opening porthole in coaming
- 2 LED ceiling lights
- 1 115 V Power outlet (in trim level, except for 3 cabins 1 head version)

## AFT STARBOARD STOWAGE SPACE

Access from the salon and the starboard cockpit bench seat

Large stowage space with open stowage along the hull

## 3 cabins 1 head version (Option)



In the salon: movable central seating facing the table, no seat back. Built-in stowage locker.

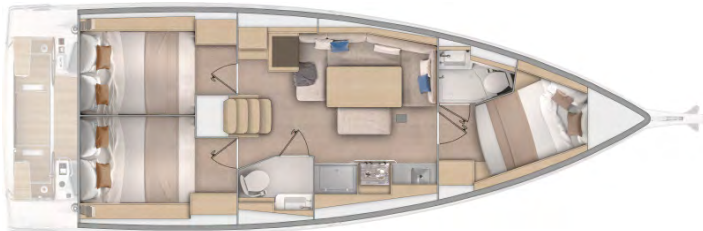
The workshop of the standard version is converted into an aft starboard cabin with large hanging locker.

### 2 SYMMETRICAL AFT CABINS

Headroom: 1,90 m / 6'3"

- 1 Double bed (2,00 m x 1,50 m / 6'7" x 4'11")
- 1 Hanging locker
- 2 Adjustable LED spotlights in the headboard
- 1 dual USB port (in trim level)
- 1 115 V Power outlet (in trim level)
- 1 Opening porthole below cockpit seat with curtain

## 3 cabins 2 heads version (Option)



- Private head in owner's cabin
  - 1 Polyester basin with shower function mixer tap
  - White polyester floor
  - 1 Manual marine toilet
  - 1 50 L / 13 US Gal/Rigid holding tank
  - 1 Cabinet
  - 1 Mirror
  - Toilet accessories
  - 1 Opening porthole in coaming
  - 2 LED ceiling lights
- 1 Double bed (2,10 m x 1,38 m / 6'11" x 4'6")
- 1 Hanging locker to starboard
- 1 Flush deck hatch with fan, T44, blind and mosquito net
- 1 T10 deck hatch with blind/mosquito net
- 2 Hull portholes with curtain

### ELECTRICITY

- 12 V Circuit
- 1 AGM service battery (95 Amp) - 1 AGM engine battery (50 Amp)
- 1 Load balancer
- 12 V electrical panel (Fuses - Voltmeter - 1 Fuel gauge - 1 Navicolor 2"4 screen)
- 12 V electrical panel
- 1 Single USB socket, at chart table
- LED lighting: Overhead lights with switch, Adjustable spotlight in cabins & at chart table
- LED navigation lights: 1 Masthead light - 1 Steaming light for motoring - 1 Mooring light on masthead

### ENGINE

- Engine Yanmar Diesel (Propeller shaft): 40 CV/HP Common rail (standard)
  - Engine control - Control panel in cockpit (to starboard)
  - Engine compartment: Soundproofing foam - Ventilation: 2 air inlets and 2 forced air outlets
  - 1 Alternator (12 V / 125 Amp)
  - 1 Rotomolded diesel tank 130 L / 34 US Gal (below aft starboard cabin berth) - Gauge at the chart table - 1 Tank filling access
  - Filters: Sea water - Diesel - Water separator
  - Stainless steel shaft line
  - Fixed three blade propeller
- Torqeedo Pod 48V FP 12 kW electric engine \* (Option, not compatible with the Offshore pack)
  - Electrical engine control on the starboard console
  - 2 48 V lithium batteries (2 x 5 000 W)
  - 2 48 V battery chargers (2 x 650 W)
  - 1 48-12 V 20 A DC inverter
  - Fixed blade 5 propeller
- 1 Engine access through companionway (opening with 2 gas pistons)
- 4 Access to side engine

\* **Boat approved only for inland waterways navigation with the Torqeedo engine.**

**The use of the boat is strictly limited to sailing in inland waters only (inland waters applies to rivers, canals, lakes and ponds situated inland of the low water line). In general, all calm waters, without current or chop, where the low power of the engine is sufficient to manoeuvre the boat.**

### PLUMBING

- 1 Rotomolded freshwater tank 330 L / 87 US Gal
- Electrical gauge on 12 V panel
- 1 Tank filling access
- Waterpressure system - Expansion tank - Inline filter
- 25 L / 7 US Gal Electric water heater (engine use) behind the engine
- 1 Rigid 80 L / 21 US Gal black water holding tank for each WC
- 1 Electric bilge pump - 1 Manual bilge pump
- 1 Electric shower drain pump

### GAS

- Gas cylinder locker (25 cm x 27 cm x 40 cm / 10" x 1' x 15") - Port aft cockpit
- Regulator and solenoid
- Gas leak detector

### SMART BOARD

"SEANAPPS" smart technology:

- For monitoring the boat's status and receiving alerts as well as maintenance advice via the associated mobile application.
- The type of information collected (GPS position, batteries, engine info, navigation data, etc.) varies according to the boat's configuration.

**seanapps**

CONNECT YOUR BOAT FREE YOUR MIND

### MISCELLANEOUS ITEMS

- Smoke detector
- Cleaning kit: eco-friendly cleaning products kit

## TRIM LEVEL & PACKS

### TRIM LEVEL

	CONFORT	FAMILY
• Beige padding upholstery, in cabins	■	
• Iro-Deck slatted aft platform	■	■
• Iro-Deck slatted helm seats	■	■
• Cockpit shower hot/cold water	■	■
• Galley: Compact sink cover with cutting board	■	■
• Fusion RA210 Stereo + Interior speakers & Waterproof exterior speakers	■	■
• Dual USB socket: in the salon (x 1), in the forward cabin (x 1), in the aft cabins (x 1), Starboard helmstation (x 1)	■	■
• Full 115 V system (5 Inside sockets, 1 Shore power socket)	■	■
• 1 40 Amp battery charger	■	■
• Battery charge display, Navicolor screen (3.5")	■	■
• 1 AGM Amperes additional service battery (95 Amp)	■	■
• Salon: LED indirect lighting	■	■
• Galley: Stainless steel 2 burner oven/broiler cooker on gimbal (instead of standard)	■	■
• Bottle storage under floor	■	■
• 1 000 W Electric windlass (Remote control)		■
• Aft transom protection		■
• Bow stainless steel protection		■
• "Luxe" polyester drop-leaf cockpit table		■
• Outboard engine bracket		■
• Double berth in salon		■
• Galley: Sea water foot pump with cool box draining function		■
• Salon & Cabins: Fans		■

### ELECTRONICS PACKS: RAYMARINE

	COASTAL	OFFSHORE
• 1 i70s display, at port side helm station	■	■
• DST810 Sensor (Log, Speedometer, Temperature)	■	■
• Wind Sensor (Windvane, Anemometer)	■	■
• Windex Windvane	■	■
• Starboard helmstation: - 1 Steering console - 1 7" Axiom+ multi-function touchscreen (GPS, Chart plotter, Card reader - Navionics® + Blank cartography included)		■
• P70s autopilot + control (to port)		■
• Chart table: RAY73 VHF, AIS receiver function		■

\* Offshore pack not compatible with electric engine

### RIGGING PACKS (Incompatible with First Line Pack)

	DOWNWIND	DOWNWIND + UPWIND
• 1 Starboard manual (H35.2 STA) rigging winch to replace the winch feeder + 1 Cadet Grey halyard bag	■	■
• Polyester bowsprit with integrated anchoring gear and bobstay (for Code 0 and asymmetric spinnaker)	■	■
• Asymmetrical spinnaker rigging / Code 0 (sheets, Blocks, Halyards)	■	■
• Additional jammers (on the roof for the halyard or on the coaming for the Genoa sheet, depending on the pack)	■	■
• Rigging run back to cockpit (except boom topping lift)	■	■
• 2 Manual (H40.2 STA) genoa sheet winches + Aluminum "Speed Grip" winch handle + Winch handle holder	■	■
• Genoa sheet tracks on roof with traveller (pulls back the traveller on the self-trimming jib rail)		■
• Genoa sheet on furler, high strength Dacron C-breeze (to replace the standard self-tacking jib)		■

### IN-MAST FURLER PACK

- The standard Dacron C-breeze self-tacking jib is retained.
- Anodised aluminium <sup>9</sup>/<sub>10</sub>th in-mast furler (Z-Diffusion), 2 sets of spreader bars
  - High strength Dacron C-breeze cross-cut mainsail

## PERFORMANCE PACK

---

### FIRST LINE ALU PACK (incompatible with the rigging packs)

Requires standard classical mast

Boast supplied without sails - Performance sails optional

- Polyester bowsprit with integrated anchoring gear and bobstay (for Code 0 and asymmetric spinnaker)
- Flatdeck genoa furler
- Additional jammers:
  - 1 Single clutch, on starboard roof
  - 2 Double jammers, in coaming (1 to port, 1 to starboard)
- Dyneema Performance running rigging (Mainsail halyards, Genoa halyard and sheet)
- Genoa sheet tracks on roof with traveller (pulls back the traveller on the self-trimming jib rail)
- Asymmetrical spinnaker rigging / Code 0 (sheets, Blocks, Halyards)
- German system (Dyneema core two-way mainsail sheet at the helm station)
- 1 Starboard manual (H35.2 STA) rigging winch + Cadet Grey halyard bag
- 2 Manual (H40.2 STA) genoa sheet winches + Aluminum "Speed Grip" winch handle + Winch handle holder
- Performance hull graphics (Red sticker)

## OPTIONS

### HULL - DECK - COCKPIT

---

- Pearl grey gel-coat
- "Luxe" polyester/wood cockpit table, Stainless steel handrail, Central storage (15 L / 4 US Gal), Cup holders - requires Confort trim level
- Cover for "Luxe" cockpit table (Cadet Grey) compatible with Family trim level table
- Steering wheels covers (Cadet Grey)
- "Luxe" sprayhood (Cadet Grey)
- Bimini "Luxe" (Cadet Grey)
- Cockpit seats Dolce 51
- 12 V tunnel bow thruster (Side Power) + 100 Ah battery with dedicated charger (40 Amp - 12 V)
- Black composite steering wheels
- 2 Mooring cleats on transom
- 1 Opening porthole with curtain, in the aft cabins (on roof on each side of the companionway)
- 3 folding blades propeller (for Yanmar 40 HP engine)
- Mooring kit:
  - Delta 16 kg/32 lbs anchor (galvanized steel)
  - Chain (diameter: 10 mm /  $\frac{3}{8}$ " - Length: 28 m / 92')
  - Line (diameter: 18 mm /  $\frac{11}{16}$ " - Length: 40 m / 131')
  - 6 Fenders - M (diameter: 200 mm / 8" - Length: 635 mm / 2'1")
  - 4 Moorings lines (diameter: 16 mm /  $\frac{5}{8}$ " - Length: 12 m / 39'4")
- Stainless steel pivoting davits
- Electric windlass (1 000 W) - Remote control (not compatible with Family trim level)
- Windlass control with chain counter in cockpit
- Access openings to port and starboard
- Outboard engine bracket (not compatible with Family trim level)
- Shore freshwater supply
- Iro-Deck slatted cockpit floor

### NAVIGATION ELECTRONICS: RAYMARINE

---

- 1 9" Axiom+ screen on starboard console in lieu of 7"
- S100 Wireless autopilot remote control
- 700 AIS
- Quantum Doppler Radar

### RIGGING - SAILS

---

- Performance Elvström sail pack (implies pack First Line Alu): Dacron C-breeze high strength full batten square-topped mainsail, 4 battens, Natural UV protection, cross cut + Flatdeck Genoa sheet on furler, high strength Dacron C-breeze, Natural UV protection, cross cut
- Code 0 on furler for mast with in-mast furling or standard mast, Lamine Baltic CZ 40 (Light grey) - implies pack Downwind or First Line pack
- Natural color Lazy bag + Lazy-jacks
- Self-tacking jib rigging (jib halyard, traveller, blocks) - implies pack Upwind & Downwind

### WINCHES

---

- Port side electrical manoeuvring winch to replace the standard (Unipower 500 1 speed)

## INTERIOR EQUIPMENT

### LAYOUT VERSIONS

- 2 cabins 1 head version
- 3 cabins 1 head version
- 3 cabins 2 heads version

### AMBIANT

- Interior woodwork: Sand oak alpi
- Brown oak laminated floors (only with sand oak alpi joinery)
- Internal upholstery according to color chart
- Macadamia padding upholstery: Salon & Cabins (requires Confort trim level)
- Upholstery padding in the salon on the forward port side bulkhead (beige or Macadamia) + Mirror (not compatible with TV pre-fitting)

### MULTIMEDIA

- TV pre-assembly, in the salon

### ON BOARD COMFORT EQUIPMENT

- Salon table upgrade: solid Alpi wood around the edge, central stowage
- Pleated blinds on port hulls and coachroof windows in the salon
- Double berth in the salon
- Central bench seat in the salon (for the 2 cabin version, 1 head)
- Sea water foot pump in galley (with cool box drainage function)
- Front door for opening the cool box
- Pre-fittings for microwave oven
- 24 000 BTU air conditioning full boat (only for use via shore power supply) - Not compatible with the heating
- Diesel heater "air pulse" - Not compatible with the air conditioning, electric engine options
- 1 12 V / 115 V inverter - 2 000 W
- Forward starboard Quiet Flush sea water electric toilet (3 cabins 2 heads version)
- Aft starboard Quiet Flush sea water electric toilet
- Shore freshwater supply
- 1 200 Ah lithium battery replacing the 2 AGM95 Ah service batteries +60 Ah charger replacing the 40 Ah charger for the trim level (required Confort or Family trim level).  
*The lithium batteries can be used in exactly the same way as the greater number of AGM batteries that they replace. This technology allows 100% of the battery capacity to be used compared with 75% for the AGM batteries. The engine battery is still AGM.*
- Large shower in the aft starboard head (for 2 cabin version only)



- Additional shower space in the head with shower curtain (80 x 93 cm / 2'7" x 3'1")
- Hanging locker closed
- 1 Removable rail for drying oilskins
- Access to the sail locker